
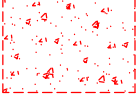
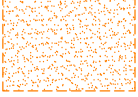




PHASE 3

-  ZONE CHANTIER
-  EMPIERREMENT PROVISOIRE
-  ACCES PIETONS PROVISOIRE (dallage béton)
-  CLOISON DEFINITIVE (à monter hors vacances scolaires)
-  CLOISON PROVISOIRE

